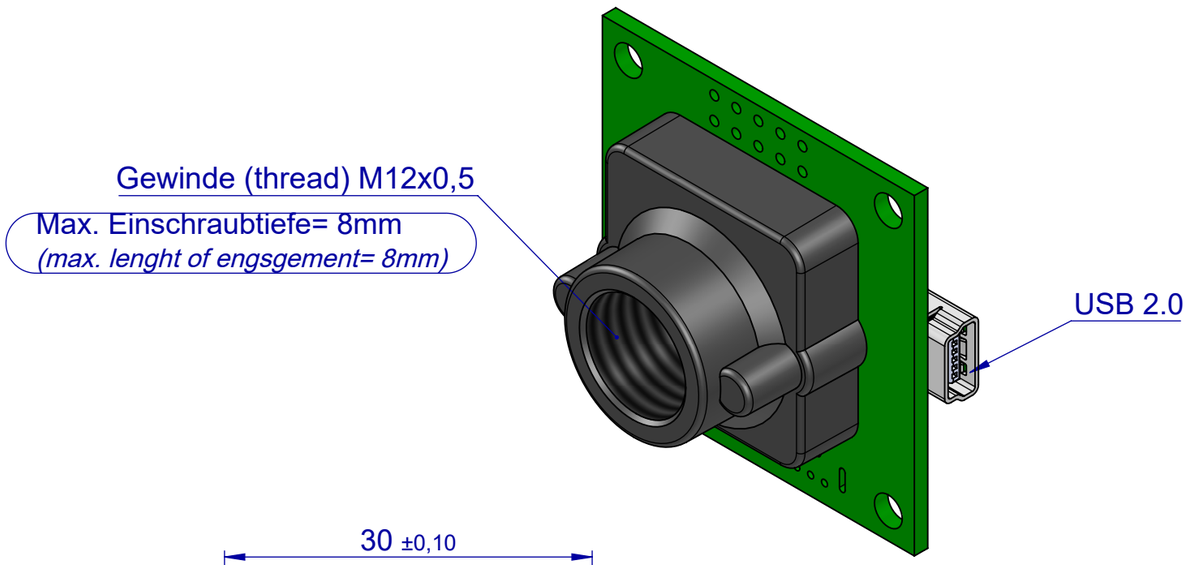


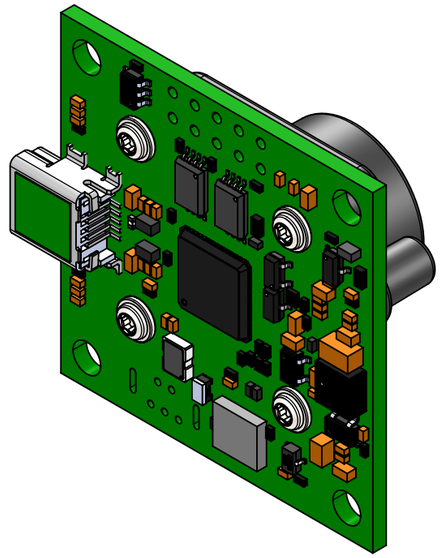

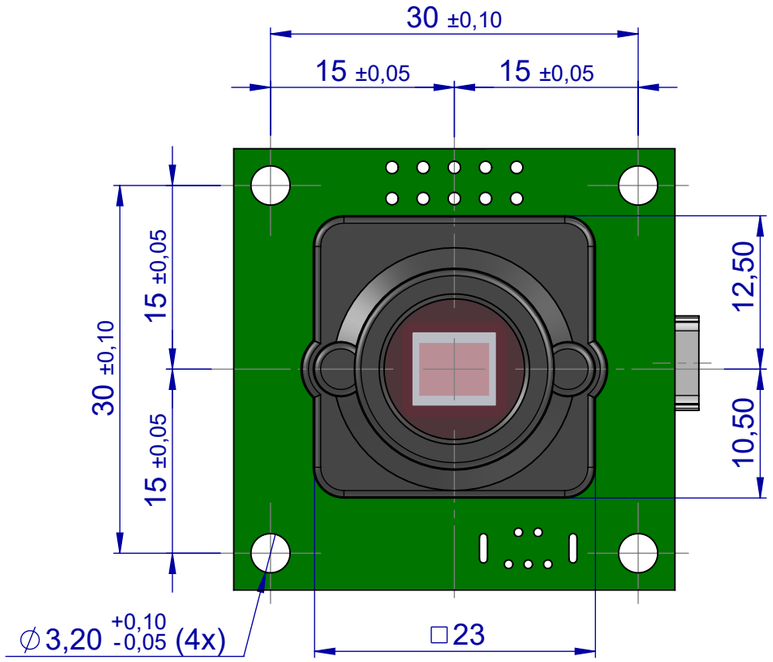


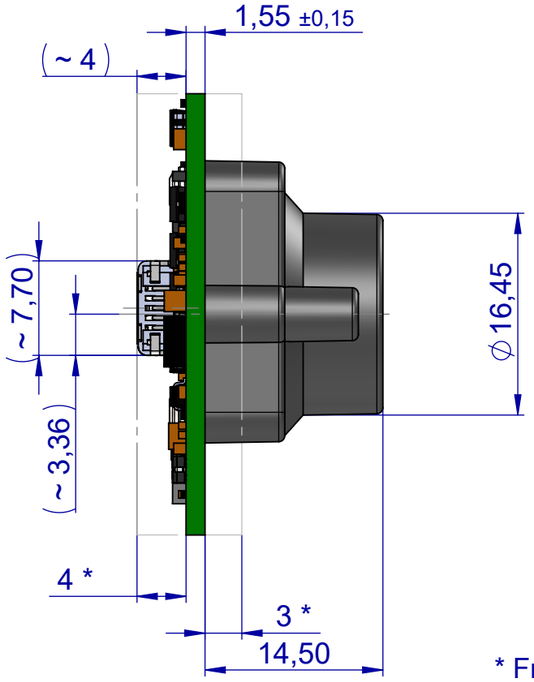


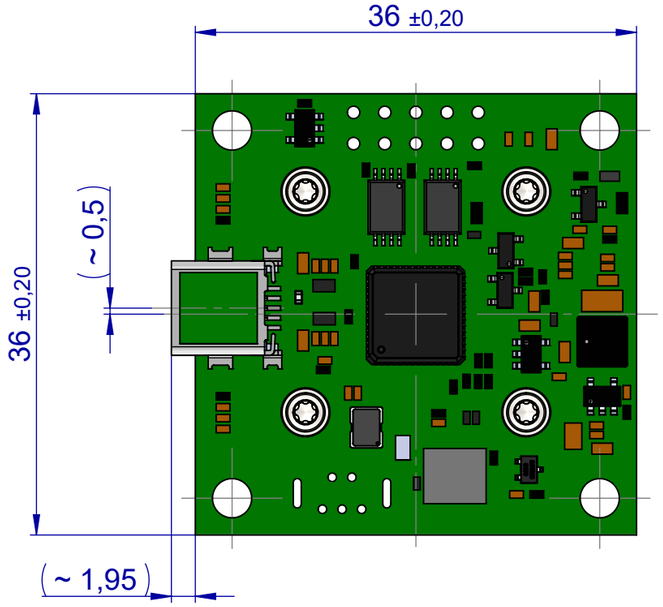


* Freiraum für angrenzende Bauteile berücksichtigen
*(note free space for adjacent components)*

| | | | |
|---|---|---|---|
| Wenn nicht anders angegeben:<br>Alle Bemaßungen in Millimeter<br>Allgemeintoleranzen nach: DIN ISO 2768-1 f<br>Form und Lagetoleranzen nach:<br>DIN ISO 2768-2 H<br>Oberflächen nach DIN 1302 | Unless otherwise stated:<br>All dimensions in millimeters<br>General tolerances to: DIN ISO 2768-1 f<br>Geometric Dimensioning and Tolerancing<br>to: DIN ISO 2768-2 H<br>Surfaces to DIN 1302 | | Zeichnung nicht skalieren<br>*drawing do not scale* | Werkstoff / *material*: |
| | | | CAD Daten Revisions - Status / *cad data revision state*<br>3D Teil / *3D part:* Zeichnung / drawing: XX | |
| | Name / *name* | Datum / *date* | Kontakt / *contact* | Modell Bezeichnung / type *identification*: |
| Gezeichnet von / drawn from | swo | 2021-07-22 | +49 7134 96196 0 | USB2 uEye LE with M12x0,5 lens holder |
| Geprüft von / *checked from* | - | - | +49 7134 96196 0 | |
| IDS Imaging Development Systems GmbH<br>Dimbacher Str. 6-8<br>74182 Obersulm, Germany | | Gewicht / *weight*: . | | |
| | | Dichte / *density*: | | Teile Bezeichnung / *part description*: |
| | | Maßstab / *scale*: - | | UI-1xx1LE-C/M-HQ/GL/DL/NO- |
| | | | | A3 |

Blatt / *sheet*: 1 von / of 1