In series
The model is in series and available for the long term.







Specification

Sensor

Sensor type	CMOS Color
Shutter	Global Shutter / Rolling shutter / Global Start Shutter
Sensor characteristic	Linear
Readout mode	-
Pixel Class	1.9 MP
Resolution	1.92 Mpix
Resolution (h x v)	1600 x 1200 Pixel
Aspect ratio	4:3
ADC	10 bit
Color depth (camera)	12 bit
Optical sensor class	1/1.8""
Optical Size	7.200 mm x 5.400 mm
Optical sensor diagonal	9 mm 1/1.8"
Pixel size	4.5 µm
Manufacturer	e2v
Sensor Model	EV76C570ACT
Gain (master/RGB)	4x/4x
AOI horizontal	same frame rate
AOI vertical	increased frame rate
AOI image width / step width	16 / 4
AOI image height / step width	4 / 2
AOI position grid (horizontal/vertical)	2 / 2
Binning horizontal	same frame rate
Binning vertical	same frame rate
Binning method	M/C automatic
Binning factor	2
Decimation (subsampling) horizontal	-
Decimation (subsampling) vertical	-
Decimation (subsampling) method	-
Decimation (subsampling) factor	-

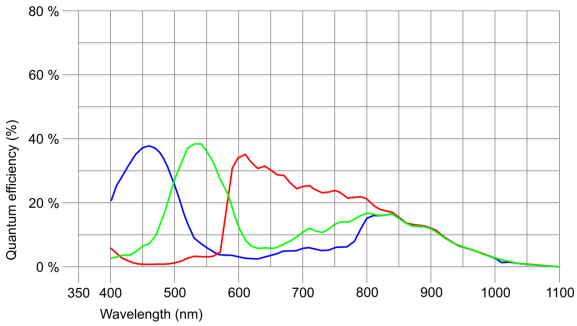

IDS Imaging Development Systems GmbH
Dimbacher Str. 10 · 74182 Obersulm · Germany · Phone +49 7134 96196-0 · E-mail info@ids-imaging.com

Model

Pixel clock range	10 MHz - 71 MHz
Frame rate freerun mode	35 fps
Frame rate trigger (maximum)	34 fps
Exposure time (minimum - maximum)	0.02 ms - 10000 ms
Long exposure (maximum)	10000 ms
Power consumption	2.2 W - 2.9 W
Image memory	60 MB
Special features	Scaler Sequencer Log mode Sensor hot pixel correction Fine exposure Multi-AOI

Ambient conditions

For PCB versions, refer to the separate hints in the respective documentation.

Allowed device temperature during operation	0 °C - 55 °C / 32 °F - 131 °F
Allowed device temperature during storage	-20 °C - 60 °C / -4 °F - 140 °F
Humidity (relative, non-condensing)	20 % - 80 %

Connectors

Interface connector	GigE RJ45
I/O connector	10-pin Molex connector (Pico Blade)
Power supply	12 V - 24 V

Pin assignment I/O connector

1	Ground (GND)
2	Vout 3.1 V max. 100 mA
3	Trigger input without optocoupler
4	Flash output without optocoupler
5	General Purpose I/O (GPIO) 1
6	General Purpose I/O (GPIO) 2
7	I2C bus clock signal
8	I2C bus data signal
9	Vin+ 12 V (160 mA) - 24 V (90 mA)
10	Vin- (GND)

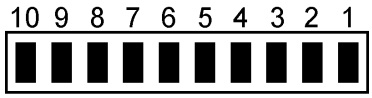

Design

Lens Mount	S-Mount
IP code	-
Dimensions H/W/L	45.0 mm x 45.0 mm x 26.5 mm
Mass	24 g
Housing material	-

IDS Imaging Development Systems GmbH
Dimbacher Str. 10 · 74182 Obersulm · Germany · Phone +49 7134 96196-0 · E-mail info@ids-imaging.com

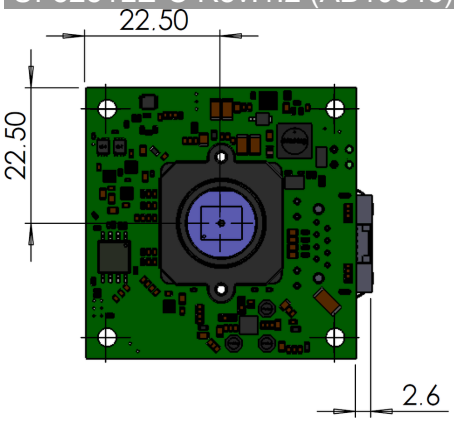

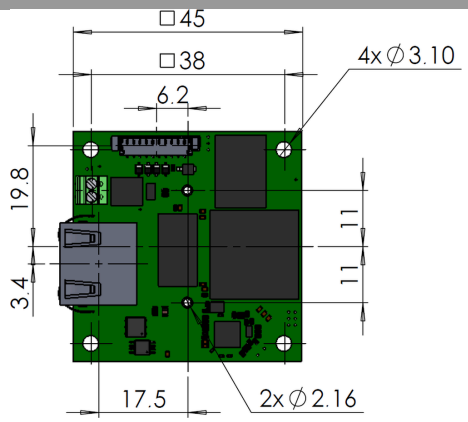

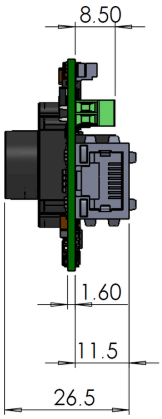

Features

List of on-camera image pre-processing features.
All features of the table are available via our IDS peak software for image pre-processing on the host computer (sensor model dependent).

Image Acquisition	Freerun	✓
	Software trigger	-
	Hardware trigger	✓
	Trigger controlled exposure	-
	Denoiser	-
	Long exposure	✓
	Line scan	-
	Global start	✓
Flashing	Flashing	-
	PWM flashing	-
Image Adjustments	Auto exposure	-
	Auto gain	-
	Auto whitebalance	-
	Color correction	-
	Gamma	-
	LUT	-
	Mirror/flip	-

IDS Imaging Development Systems GmbH
Dimbacher Str. 10 · 74182 Obersulm · Germany · Phone +49 7134 96196-0 · E-mail info@ids-imaging.com

On-board Image Processing	Pixel formats	
	Region of interest	✓
	Decimation (FPGA)	-
	Decimation (Sensor)	
	Binning (FPGA)	-

Others	Chunks	-
	Sequencer	✓
	Firmware update	-
	1st supported firmware version	4.96.1

IDS Imaging Development Systems GmbH
Dimbacher Str. 10 · 74182 Obersulm · Germany · Phone +49 7134 96196-0 · E-mail info@ids-imaging.com