




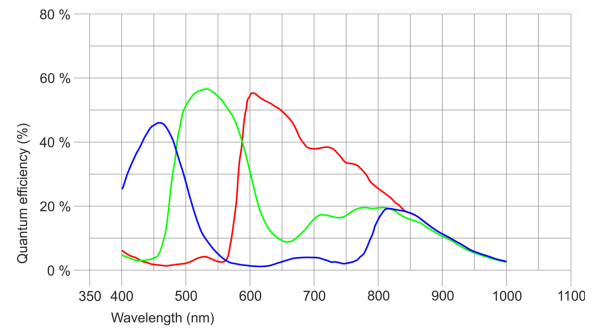
**Discontinued**  
The model has been discontinued.



## Specification

### Sensor

Sensor type	CMOS Color
Shutter	Global Shutter
Sensor characteristic	Linear
Readout mode	-
Pixel Class	1.6 MP
Resolution	1.57 Mpix
Resolution (h x v)	1448 x 1086 Pixel
Aspect ratio	4:3
ADC	12 bit
Color depth (camera)	12 bit
Optical sensor class	1/3"
Optical Size	4.996 mm x 3.747 mm
Optical sensor diagonal	6.25 mm 1/2.9"
Pixel size	3.45 µm
Manufacturer	Sony
Sensor Model	IMX273LQR-C
Gain (master/RGB)	24x/4x
AOI horizontal	same frame rate
AOI vertical	increased frame rate
AOI image width / step width	256 / 8
AOI image height / step width	4 / 2
AOI position grid (horizontal/vertical)	4 / 2
Binning horizontal	-
Binning vertical	-
Binning method	-
Binning factor	-
Decimation (subsampling) horizontal	same frame rate
Decimation (subsampling) vertical	increased frame rate
Decimation (subsampling) method	M/C automatic
Decimation (subsampling) factor	2, 4, 6, 8, 16



### Model

Pixel clock range	25 MHz - 140 MHz
Frame rate freerun mode	73 fps
Frame rate trigger (continuous)	73 fps
Frame rate trigger (maximum)	77 fps
Exposure time (minimum - maximum)	0.025 ms - 999 ms
Long exposure (maximum)	30000 ms
Power consumption	1.1 W - 3.5 W
Image memory	128 MB
Special features	IDS line scan mode Overlap trigger Sensor source gain Multi-AOI

### Ambient conditions

For PCB versions, refer to the separate hints in the respective documentation.

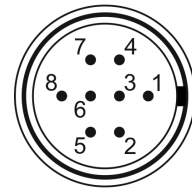
Allowed device temperature during operation	0 °C - 55 °C / 32 °F - 131 °F
Allowed device temperature during storage	-20 °C - 60 °C / -4 °F - 140 °F
Humidity (relative, non-condensing)	20 % - 80 %

### Connectors

Interface connector	GigE RJ45
I/O connector	8-pin Hirose connector (HR25-7TR-8PA(73))
Power supply	12 V - 24 V or PoE

### Pin assignment I/O connector

1	Ground (GND)
2	Flash output with optocoupler (-)
3	General Purpose I/O (GPIO) 1
4	Trigger input with optocoupler (-)
5	Flash output with optocoupler (+)
6	General Purpose I/O (GPIO) 2
7	Trigger input with optocoupler (+)
8	Input power supply (VCC) 12-24 V DC



### Design

Lens Mount	No mount
IP code	-
Dimensions H/W/L	31.5 mm x 40.0 mm x 30.0 mm
Mass	36 g
Housing material	-

### Features

List of on-camera image pre-processing features.

All features of the table are available via our IDS peak software for image pre-processing on the host computer (sensor model dependent).

Image Acquisition	Freerun	✓
	Software trigger	-
	Hardware trigger	✓
	Trigger controlled exposure	-
	Denoisier	-
	Long exposure	✓
	Line scan	✓

Subject to technical modifications (2026-01-15)

Flashing	Flashing	-
	PWM flashing	-
Image Adjustments	Auto exposure	-
	Auto gain	-
	Auto whitebalance	-
	Color correction	-
	Gamma	-
	LUT	-
On-board Image Processing	Mirror/flip	-
	Pixel formats	
	Region of interest	✓
	Decimation (FPGA)	-
	Decimation (Sensor)	
Others	Binning (FPGA)	-
	Chunks	-
	Sequencer	-
	Firmware update	-
	1st supported firmware version	4.91.1