


BKS09-ATBM0520

Compact

WIRE DRAW ENCODERS

SICK
Sensor Intelligence.



Ordering information

| Type | part no. |
|----------------|----------|
| BKS09-ATBM0520 | 1035241 |

Other models and accessories → www.sick.com/Compact



Detailed technical data

Safety-related parameters

| | |
|--|--|
| MTTF_D (mean time to dangerous failure) | 150 years (EN ISO 13849) ¹⁾ |
|--|--|

¹⁾ This product is a standard product and does not constitute a safety component as defined in the Machinery Directive. Calculation based on nominal load of components, average ambient temperature 40 °C, frequency of use 8760 h/a. All electronic failures are considered hazardous. For more information, see document no. 8015532.

Performance

| | |
|---------------------------------------|-------------------|
| Measurement range | 0 m ... 5 m |
| Encoder | Absolute encoders |
| Number of steps per revolution | 3,060 |
| Repeatability | ≤ 0.15 mm |
| Linearity | ≤ ± 0.7 mm |

Interfaces

| | |
|--------------------------------|-----|
| Communication interface | SSI |
|--------------------------------|-----|

Electronics

| | |
|------------------------|-------------------------------------|
| Connection type | Male connector, M23, 12-pin, radial |
| Supply voltage | 12 V ... 30 V |

Mechanics

| | |
|--|---|
| Weight | 1.5 kg |
| Measuring wire material | Highly flexible stranded steel (PA 12 sheathed) |
| Measuring wire diameter | 0.6 mm |
| Housing material, wire draw mechanism | Aluminum |

¹⁾ These values were measured at an ambient temperature of 25 °C. There may be variations at other temperatures.

²⁾ A cycle consists of the wire being pulled out and drawn in.

³⁾ The service life depends on the type of load. This is influenced by environmental conditions, the installation location, the measuring range in use, the traversing speed, and acceleration.

| | |
|---|--------------------------------------|
| Spring return force | 4 N ... 6 N ¹⁾ |
| Length of wire pulled out per revolution | 153 mm |
| Life of wire draw mechanism | Typ. 800,000 cycles ^{2) 3)} |
| Wire acceleration | ≤ 20 m/s ² |
| Operating speed | 3.5 m/s |

¹⁾ These values were measured at an ambient temperature of 25 °C. There may be variations at other temperatures.

²⁾ A cycle consists of the wire being pulled out and drawn in.

³⁾ The service life depends on the type of load. This is influenced by environmental conditions, the installation location, the measuring range in use, the traversing speed, and acceleration.

Ambient data

| | |
|------------------------------------|---|
| EMC | According to EN 61000-6-2 and EN 61000-6-3 |
| Enclosure rating | IP52, Note required mounting position (IEC 60529) |
| Operating temperature range | -10 °C ... +70 °C |

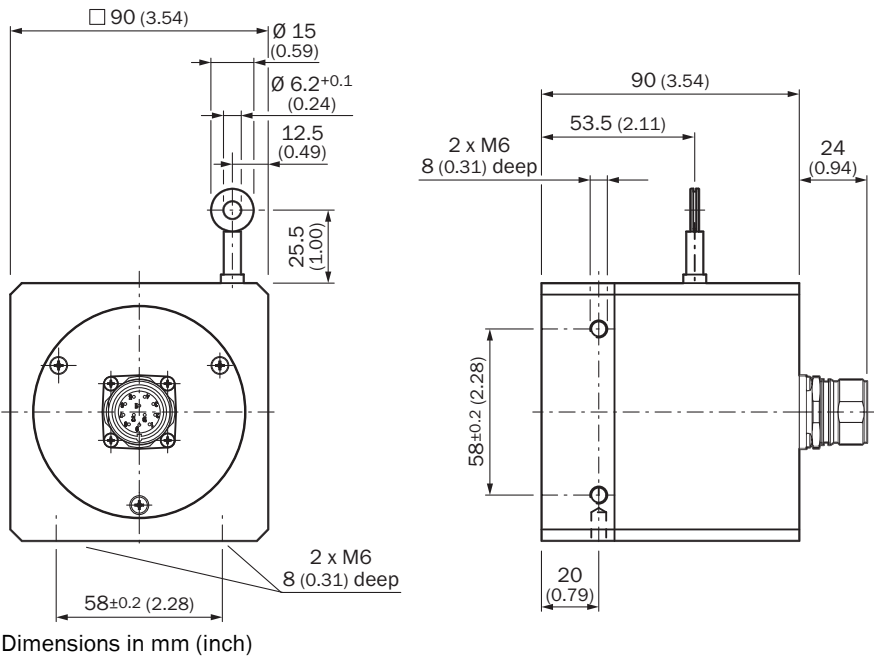
Classifications

| | |
|-----------------------|----------|
| ECLASS 5.0 | 27270590 |
| ECLASS 5.1.4 | 27270590 |
| ECLASS 6.0 | 27270590 |
| ECLASS 6.2 | 27270590 |
| ECLASS 7.0 | 27270590 |
| ECLASS 8.0 | 27270590 |
| ECLASS 8.1 | 27270590 |
| ECLASS 9.0 | 27270590 |
| ECLASS 10.0 | 27270613 |
| ECLASS 11.0 | 27270503 |
| ECLASS 12.0 | 27270503 |
| ETIM 5.0 | EC001486 |
| ETIM 6.0 | EC001486 |
| ETIM 7.0 | EC001486 |
| ETIM 8.0 | EC001486 |
| UNSPSC 16.0901 | 41112113 |

Certificates

| | |
|--|---|
| EU declaration of conformity | ✓ |
| UK declaration of conformity | ✓ |
| ACMA declaration of conformity | ✓ |
| China-RoHS | ✓ |
| cULus certificate | ✓ |
| Information according to Art. 3 of Data Act (Regulation EU 2023/2854) | ✓ |






Dimensional drawing



Recommended accessories

Other models and accessories → www.sick.com/Compact

| | Brief description | Type | part no. |
|---|---|------------------|----------|
| connectors and cables | | | |
|  | <ul style="list-style-type: none"> • Connection type head A: Flying leads • Connection type head B: Flying leads • Signal type: SSI, Incremental • Items supplied: By the meter • Cable: 11-wire, PUR • Description: SSI, shielded, Incremental | LTG-2411-MW | 6027530 |
|  | <ul style="list-style-type: none"> • Connection type head A: Flying leads • Connection type head B: Flying leads • Signal type: SSI, Incremental • Items supplied: By the meter • Cable: 12-wire, PUR, halogen-free • Description: SSI, shielded, Incremental | LTG-2512-MW | 6027531 |
|  | <ul style="list-style-type: none"> • Connection type head A: Flying leads • Connection type head B: Flying leads • Signal type: SSI, TTL, HTL, Incremental • Items supplied: By the meter • Cable: 12-wire, UV and saltwater-resistant, PUR, halogen-free • Description: SSI, shielded, TTL, HTL, Incremental | LTG-2612-MW | 6028516 |
|  | <ul style="list-style-type: none"> • Connection type head A: Female connector, M23, 12-pin, straight • Connection type head B: Flying leads • Signal type: SSI, RS-422, TTL, HTL • Cable: 1.5 m, 12-wire, PUR, halogen-free • Description: SSI, shielded RS-422 TTL HTL | DOL-2312-G1M5MA1 | 2029200 |
|  | <ul style="list-style-type: none"> • Connection type head A: Female connector, M23, 12-pin, straight • Connection type head B: Flying leads • Signal type: SSI, RS-422, TTL, HTL • Cable: 3 m, 12-wire, PUR, halogen-free • Description: SSI, shielded RS-422 TTL HTL | DOL-2312-G03MMA1 | 2029201 |
|  | <ul style="list-style-type: none"> • Connection type head A: Female connector, M23, 12-pin, straight • Connection type head B: Flying leads • Signal type: SSI, RS-422, TTL, HTL • Cable: 5 m, 12-wire, PUR, halogen-free • Description: SSI, shielded RS-422 TTL HTL | DOL-2312-G05MMA1 | 2029202 |
|  | <ul style="list-style-type: none"> • Connection type head A: Female connector, M23, 12-pin, straight • Connection type head B: Flying leads • Signal type: SSI, RS-422, TTL, HTL • Cable: 10 m, 12-wire, PUR, halogen-free • Description: SSI, shielded RS-422 TTL HTL | DOL-2312-G10MMA1 | 2029203 |
|  | <ul style="list-style-type: none"> • Connection type head A: Female connector, M23, 12-pin, straight • Connection type head B: Flying leads • Signal type: SSI, RS-422 • Cable: 20 m, 12-wire, PUR, halogen-free • Description: SSI, shielded RS-422 | DOL-2312-G20MMA1 | 2029204 |
|  | <ul style="list-style-type: none"> • Connection type head A: Female connector, M23, 12-pin, straight • Connection type head B: Flying leads • Signal type: SSI, RS-422 • Cable: 30 m, 12-wire, PUR, halogen-free • Description: SSI, shielded RS-422 | DOL-2312-G30MMA1 | 2029205 |
|  | <ul style="list-style-type: none"> • Connection type head A: Female connector, M23, 12-pin, straight • Connection type head B: Flying leads • Signal type: SSI • Cable: 2 m, 11-wire, PUR • Description: SSI, shielded | DOL-2312-G02MLA5 | 2030680 |
|  | <ul style="list-style-type: none"> • Connection type head A: Female connector, M23, 12-pin, straight • Connection type head B: Flying leads • Signal type: SSI • Cable: 7 m, 11-wire, PUR • Description: SSI, shielded | DOL-2312-G07MLA5 | 2030683 |
|  | <ul style="list-style-type: none"> • Connection type head A: Female connector, M23, 12-pin, straight • Connection type head B: Flying leads • Signal type: SSI • Cable: 10 m, 11-wire, PUR | DOL-2312-G10MLA5 | 2030686 |

| | Brief description | Type | part no. |
|---|--|------------------|----------|
|  | <ul style="list-style-type: none"> • Description: SSI, shielded • Connection type head A: Female connector, M23, 12-pin, straight • Connection type head B: Flying leads • Signal type: SSI • Cable: 15 m, 11-wire, PUR • Description: SSI, shielded | DOL-2312-G15MLA5 | 2030690 |
|  | <ul style="list-style-type: none"> • Connection type head A: Female connector, M23, 12-pin, straight • Connection type head B: Flying leads • Signal type: SSI • Cable: 20 m, 11-wire, PUR • Description: SSI, shielded | DOL-2312-G20MLA5 | 2030693 |
|  | <ul style="list-style-type: none"> • Connection type head A: Female connector, M23, 12-pin, straight • Connection type head B: Flying leads • Signal type: SSI • Cable: 25 m, 11-wire, PUR • Description: SSI, shielded | DOL-2312-G25MLA5 | 2030697 |
|  | <ul style="list-style-type: none"> • Connection type head A: Female connector, M23, 12-pin, straight • Connection type head B: Flying leads • Signal type: SSI • Cable: 30 m, 11-wire, PUR • Description: SSI, shielded | DOL-2312-G30MLA5 | 2030700 |
|  | <ul style="list-style-type: none"> • Connection type head A: Female connector, M23, 12-pin, straight • Connection type head B: Flying leads • Signal type: SSI, RS-422, TTL, HTL • Cable: 5 m, 12-wire, PUR, halogen-free • Description: SSI, shielded, RS-422, TTL, HTL | DOL-2312-G05MHA1 | 2059786 |

SICK AT A GLANCE

SICK is one of the leading manufacturers of intelligent sensors and sensor solutions for industrial applications. A unique range of products and services creates the perfect basis for controlling processes securely and efficiently, protecting individuals from accidents and preventing damage to the environment.

We have extensive experience in a wide range of industries and understand their processes and requirements. With intelligent sensors, we can deliver exactly what our customers need. In application centers in Europe, Asia and North America, system solutions are tested and optimized in accordance with customer specifications. All this makes us a reliable supplier and development partner.

Comprehensive services complete our offering: SICK LifeTime Services provide support throughout the machine life cycle and ensure safety and productivity.

For us, that is “Sensor Intelligence.”

WORLDWIDE PRESENCE:

Contacts and other locations –www.sick.com